

2018 Simcoe County Homeless Enumeration Report.



NOVEMBER 2018

Acknowledgements.



Enumeration Project:

The Simcoe County Homeless Enumeration was led by the **County of Simcoe** in partnership with the **Simcoe County Alliance to End Homelessness**

Project Staff: Olivia Forrest, Project Manager & Toni Crowe, Project Coordinator

Regional Planning Team Leads:

Barrie Lead: Sara Peddle

North Simcoe Lead: Sonia Ladouceur

Orillia and Area Lead: Joyce Ward

South Georgian Bay Lead: Laurie Straughan

South Simcoe Lead: Jenn Fleury

Project funding in part by the Government of Canada's Homelessness Partnering Strategy.



Homeless enumeration was funded under the Community Homelessness Prevention Initiative (CHPI). The CHPI has received funding support from the Ontario Ministry of Municipal Affairs and Housing.

Acknowledgements.



Simcoe County's first combined Homeless Point-in-Time Count and Registry Week would not have been possible without the support of many dedicated community members. Most importantly, we would like to thank the **488** people experiencing homelessness in Simcoe County who participated in the enumeration – the information you shared about your experience informs planning and work to end homelessness across Simcoe County, Ontario and Canada.

Also, many thanks to the **214** community and agency volunteers, including **137** local agencies' staff and **77** community volunteers who generously offered their time and expertise in conducting the enumeration.

Partners

Canadian Alliance to End Homelessness, 20,000 Homes Campaign
County of Simcoe
Georgian Bay Native Friendship Centre
Simcoe County Alliance to End Homelessness
United Way Simcoe Muskoka

Funders

Government of Canada's Homeless Partnering Strategy
Ontario Ministry of Municipal Affairs and Housing
The County of Simcoe

Regional Enumeration Advisory Committee Organizations

Barrie Native Friendship Centre
Canadian Mental Health Association
CONTACT Community Services
County of Simcoe
Elizabeth Fry Society
Georgian Bay Native Friendship Centre
Gilbert Centre
Krasman Centre
Salvation Army
Shelter Now
Simcoe Community Services
Simcoe County Alliance to End Homelessness
David Busby Centre
United Way Simcoe Muskoka

Sponsors

Community Connection, Collingwood
First Christian Reformed Church, Orillia
Food Basics, Midland
Johnny's Pizza, Alliston
Krasman Centre, Alliston
Metro, Orillia
No Frills, Barrie & Midland
Orillia Community Church, Orillia
Out of the Cold, Alliston
Rocco's Bakery, Alliston
Shelter Now, Midland
St. Andrew's Presbyterian Church, Barrie
Superstore, Midland

Combined Point-in-Time (PiT) Count and Registry Week.

April 24-26, 2018

How many?



697

people were counted
experiencing homelessness.

Rate of homelessness.

14
per 10,000



Survey Findings.

Demo graphics.



61%
male



39%
female



Demo graphics.



Participants and Other Household Members by Age Group

	Surveyed	Dependents	Total
• 0-15	*	*	123 (19%)
• 16-17	**	**	14 (2%)
• 18-24	79 (16%)	5 (4%)	84 (13%)
• 25-44	233 (48%)	6 (4%)	239 (38%)
• 45-64	151 (31%)	0 (0%)	151 (24%)
• 65+	16 (3%)	0 (0%)	16 (3%)

* Between 0 and 5; data were suppressed for confidentiality because the number of surveyed participants was under 5

** Between 5 and 10; data were suppressed to ensure confidentiality

Demo graphics.



8%

LGBTQ+



By City/ Town.

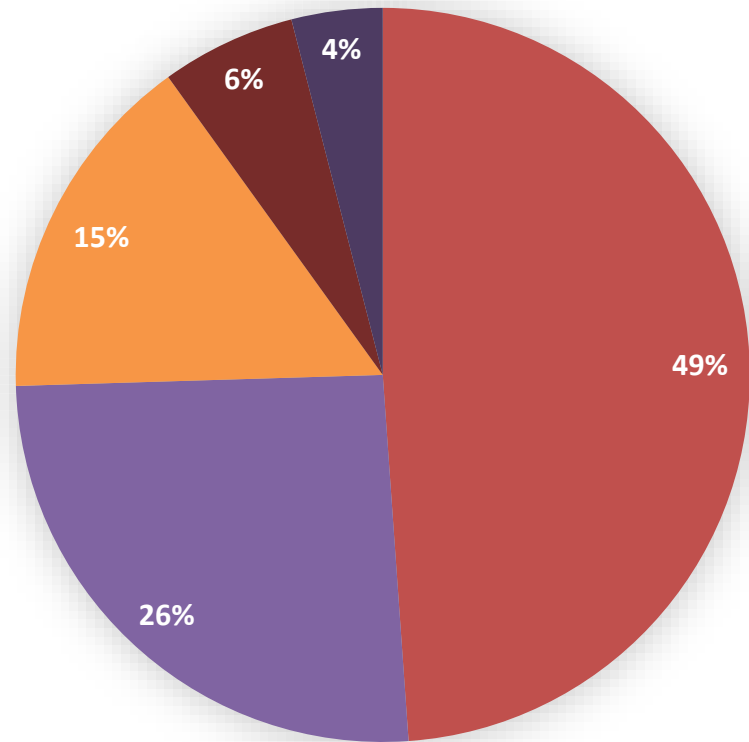


305	Barrie
138	Midland
97	Orillia
24	Collingwood
24	Alliston
17	Penetanguishene
12	Other in Simcoe County
9	Wasaga Beach

By Region.



By Region



■ Barrie

■ North Simcoe

■ Orillia and area

■ South Georgian Bay

■ South Simcoe

Location Type.



Provisionally Accommodated	315	45%
Emergency Sheltered	292	42%
Unsheltered	82	12%
Unknown	8	1%

Top 4 reasons for homelessness.



Addiction/Substance use **21%**



Inability to pay rent/
mortgage **20%**



Conflict with spouse/
partner **16%**



Unsafe housing
conditions **15%**

Routes to homelessness.



1/3

of survey participants
reported they were
newly homeless.

Routes to homelessness.



28%

reported having nowhere to live after they left a **hospital or correctional facility.**



Routes to homelessness.



24%

indicated they had experienced living in foster care settings in their past.

30% of these indicated their first experience of homelessness was before they exited foster care.



Additional key findings.



Females were found to have more complex and challenging housing support needs than males, with **65%** of females and **51%** of males reporting higher needs.



Additional key findings.



276 (57%)

High Acuity

260 (57%)

Chronic Homelessness

100 (21%)

Episodic Homelessness

68 (14%)

Tri-morbidity (Health Issues)

Additional key findings.



70%

Single adults experiencing homelessness.

18%

Single adults in general county population.



Additional key findings.



16%

Youth experiencing homelessness.

11%

Youth in general county population.



Additional key findings.



29%

Indigenous Peoples
experiencing homelessness.



4%

Indigenous Peoples
in general county
population.



Additional key findings.



1/10

of people experiencing homelessness, and

1/4

people using emergency shelters fled spousal/partner abuse, often with children.



Additional key findings.



70%

physical health issues



35%

mental health issues



34%

addiction issues

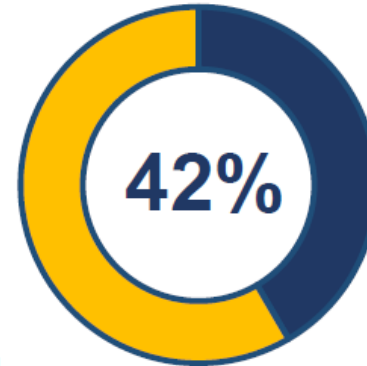
14%

tri-morbidity: all 3

Additional key findings.

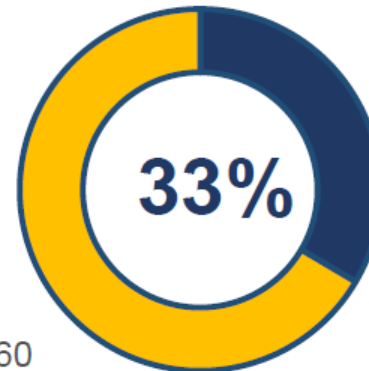


Chronic / Acute
Medical Condition



N=474

Physical Disability



N=460

Additional key findings.



393

participants reported using emergency services in the last 6 months.

Cumulative total was

8,539

an average of 21.7 services per person in 6-month period.

Additional key findings.



435

Demand for housing units.



Acknowledgements.



800+

**People involved to make the
enumeration a success,
including:**

137

local agency staff

77

community volunteers

Some Next Steps.



1. **Educate** city councils, decision makers and community.
2. **Increase** housing options for people experiencing homelessness.
3. **Increase** primary care, mental health and addiction services, and other supports for street involved and vulnerable populations.
4. **Collaborate** with other key sector partners to discharge people directly into housing with supports.
5. **Convene** youth service providers to develop a youth specific, local approach to ending youth homelessness in Simcoe County.

Thank you!



NOVEMBER 2018