



Co-ordinated by the David Busby Street Centre

2020 Homeless Enumeration Preliminary Report

Since 2016, the Simcoe County community has conducted a Homelessness Enumeration every two years. The information collected helps connect people to the appropriate programs and services in the community, informs policy and program development, and raises awareness about homelessness in Simcoe County.

The 2020 Homeless Enumeration included a Point-in-Time Count (PiT Count) and Registry Week, PiT reference night is Tuesday, November 17, 2020.

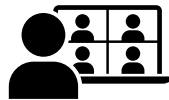
37 

Agencies participated

through participation on planning groups, spreading the word, conducting surveys and/or providing agency utilization data.

563 

People were counted experiencing homelessness on Tuesday November 17, 2020.



377 **Individuals experiencing homelessness completed surveys** sharing their demographic information and experience of homelessness.

Where people experiencing homelessness stayed on PiT Night



47%
Emergency Shelter



39%
Provisionally Accommodated*



14% Unsheltered and Unknown Location**

*(Someone else's place, motels/hotels (self funded), hospitals, treatment centres, jail, prison and remand centres).

** (Vehicles and public spaces such as street, park, bus shelter, forest, encampment, abandoned buildings)

Family Type

82% 

Single

11% 

Single with Children/dependent(s)

5% 

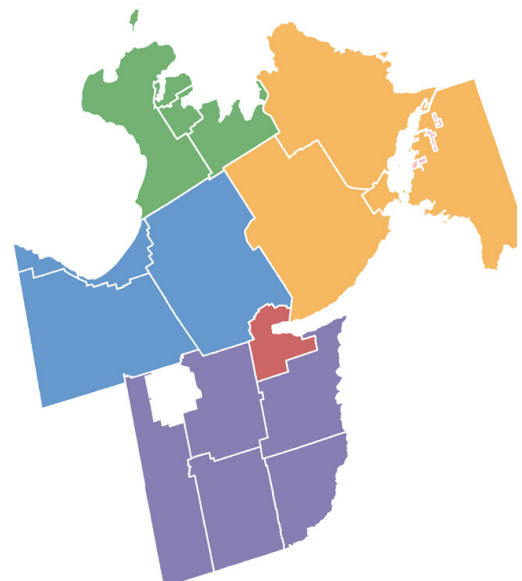
Couples

1% 

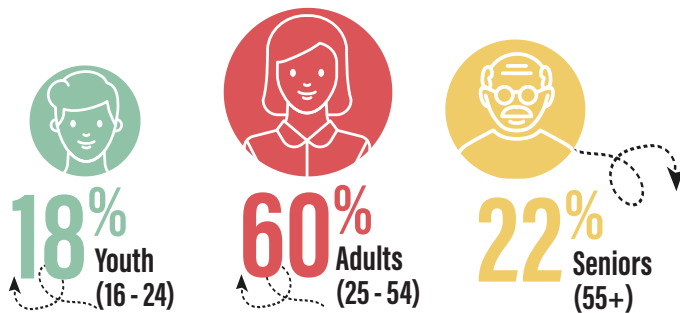
Couple with Children/dependent(s)

Communities where participants stayed

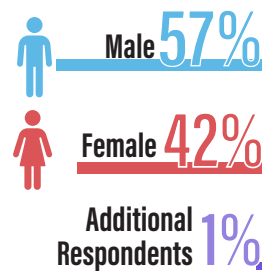
- 49%** Barrie
- 23%** North Simcoe
- 17%** Orillia and Area
- 6%** South Georgian Bay
- 4%** South Simcoe
- 1%** Another place outside of Simcoe County or Decline to Answer



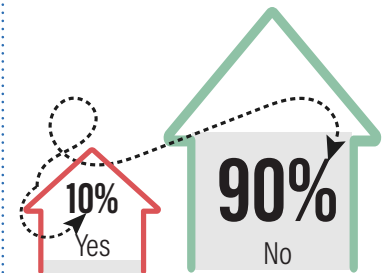
Age of Participants



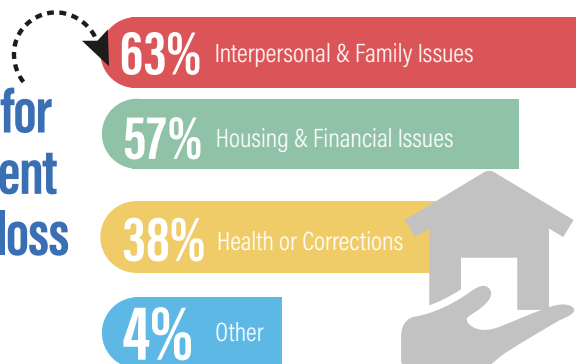
Gender Identity



Housing Loss Due to COVID-19



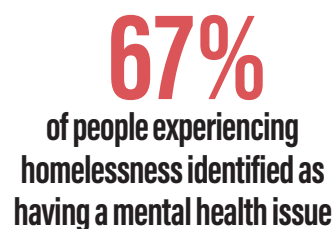
Reasons for most recent housing loss



The federal definition of chronic homelessness (revised since 2018) = homeless at least 6 of the last 12 months and/or at least two episodes of homelessness totaling at least 1.5 of the last 3 years.

Identified as having a Mental Health Issue

[e.g. depression, PTSD, bipolar disorder]

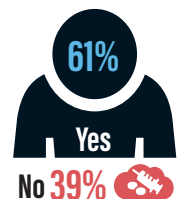


Indigenous Status



Identified as having a Substance Use Issue

[e.g. tobacco, alcohol, opiates]



Data Collection:

2020 Homeless Enumeration surveys and counts were conducted by staff and outreach workers from social service providers, health care providers, outreach workers, and corrections agencies.

Surveys and counts were conducted through:

Indoor Shelter Surveys and agency utilization data at participating emergency shelters, domestic

violence shelters, and transitional housing programs in Simcoe County. Street Surveys by street teams to reach people living in public/outdoor places that are not suitable for human habitation. Observational Counts of those in local public locations (i.e., libraries and recreational centres) and non-profit service providers (i.e., drop-in centres, food banks, and meal programs). (Limited due to COVID-19). Data from Agencies/Government

including those residing in institutions (i.e., hospitals, holding cells, detox clinics) who do not have a permanent address.

Data Interpretation:

563 represents the total number of persons experiencing homelessness on November, 17th 2020 using observation, survey, and agency utilization data 377 represents the number of unique individuals who participated in a homeless enumeration survey

and provided consent for their information to be used.

Please note all data in this document is survey data unless otherwise specified. Survey questions were optional and, in most cases, offered a 'don't know' and/or 'decline to answer' option. When the percentage of don't know, decline to answer and blank responses made up less than 5% they were excluded from the denominator.

scateh.com/enumeration

simcoe.ca/enumeration

